

# Learning Style Inventory

**Directions:** Circle the letter before the statement that best describes you.

1. If I have to learn how to do something, I learn best when I:

- (V) Watch someone show me how.
- (A) Hear someone tell me how.
- (K) Try to do it myself.



2. When I read, I often find that I:


- (V) Visualize what I am reading in my mind's eye.
- (A) Read out loud or hear the words inside my head.
- (K) Fidget and try to "feel" the content.

3. When asked to give directions, I:

- (V) See the actual places in my mind as I say them or prefer to draw them.
- (A) Have no difficulty in giving them verbally.
- (K) Have to point or move my body as I give them.

4. If I am unsure how to

- (V) Write it in order to determine if it looks right.
- (A) Spell it out loud in order to determine if it sounds right.
- (K) Write it in order to determine if it feels right.



5. When I write I:

- (V) Am concerned with how neat and well spaced my letters and words appear.
- (A) Often say the letters and words to myself.
- (K) Push hard on my part or pencil and can feel the flow of the words.

6. If I had to remember a list of items, I would remember it best if:

- (V) Wrote them down.
- (A) Said them over and over to myself.
- (K) Move around and used my fingers to name each item.



7. I prefer teachers who:

- (V) Use a board or overhead projector while they lecture.
- (A) Talk with lots of expression.
- (K) Use hands-on activities.

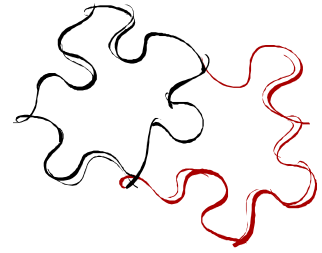
8. When trying to concentrate, I have a difficult time when:

- (V) There is a lot of clutter or movement in the room.
- (A) There is a lot of noise in the room.
- (K) I have to sit still for any length of time.



9. When solving a problem I:

- (V) Write or draw diagrams to see it.
- (A) Talk myself through it.
- (K) Use my entire body or move objects to help me think.



10. When given written instructions on how to build something, I:


- (V) Read them silently and try to visualize how the parts will fit together.
- (A) Read them out loud and talk to myself as I put the part together.
- (K) Try to put the parts together first and read later.

11. To keep occupied while waiting, I:

- (V) Look around, stare, or read.
- (A) Talk or listen to others.
- (K) Walk around, manipulate things with my hands, or move/shake my feet as I sit.

12. If I had to verbally describe something to another person, I would:

- (V) Be brief because I do not like to talk at length.
- (A) Go into great detail because I like to talk.
- (K) Gesture and move around while talking.



13. If someone were verbally describing something to another person, I would:

- (V) Try to visualize what he/she was saying.
- (A) Enjoy listening but want to interrupt and talk myself.
- (K) Become bored if her/his description got too long and detailed.

14. When trying to recall names, I remember:

- (V) Faces but forget names.
- (A) Names, but forget faces.
- (K) The situation where I met the person rather than the person's name or face.

---

**Scoring instructions:** Add the number of responses for each letter and enter the total below. The area with the highest number of responses is your primary mode of learning.

**Visual**

**Auditory**

**Kinesthetic**

V = \_\_\_\_\_

A = \_\_\_\_\_

K = \_\_\_\_\_

# Learning Style Study Strategies

## VISUAL LEARNER

- Organize work and living space to avoid distractions.
- Sit in the front of the room to avoid distraction and away from doors or windows where action takes place. Sit away from wall maps or bulletin boards.
- Use neatly organized or typed material.
- Use visual association, visual imagery, written repetition, flash cards, and clustering strategies for improved memory.
- Reconstruct images in different ways - try different spatial arrangements and take advantage of blank spaces on the page.
- Use note pads, Post-Its, to-do lists, and other forms of reminders.
- Use organizational format outlining for recording notes. Use underlining, highlighting in different colors, symbols, flow charts, graphs or pictures in your notes.
- Practice turning visual cues back into words as you prepare for exams.
- Allow sufficient time for planning and recording thoughts when doing problem-solving tasks.
- Use test preparation strategies that emphasize organization of information and visual encoding and recall.
- Participate actively in class or group activities.
- Develop written or pictorial outlines of responses before answering essay questions.

## AUDITORY LEARNER

- Work in quiet areas to reduce distractions, avoiding areas with conversation, music, and television.
- Sit away from doors or windows where noises may enter the classroom.
- Rehearse information orally.
- Attend lectures and tutorials regularly.
- Discuss topics with other students, professors and GTAs. Ask others to hear your understanding of the material.
- Use mnemonics, rhymes, jingles, and auditory repetition through tape recording to improve memory.
- Practice verbal interaction to improve motivation and self-monitoring.
- Use tape recorders to document lectures and for reading materials.
- Remember to examine illustrations in textbooks and convert them into verbal descriptions.
- Read the directions for tests or assignments aloud, or have someone read them to you, especially if the directions are long and complicated.
- Remind yourself to review details.
- Use time managers and translate written appointment reminders into verbal cues.
- Use verbal brainstorming and tape recording writing and proofing.
- Leave spaces in your lecture notes for later recall and 'filing'. Expand your notes by talking with others and collecting notes from the textbook.
- Read your notes aloud.
- Practice writing your answers using old exams and speak your answers.

# Learning Style Study Strategies

## **KINESTHETIC LEARNER**

- Keep verbal discourse short and to the point.
- Actively participate in discussions.
- Use all of your senses - sight, touch, taste, smell, hearing.
- Use direct involvement, physical manipulation, imagery, and "hands on" activities to improve motivation, interest, and memory.
- Organize information into the steps that were used to physically complete a task.
- Seek out courses that have laboratories, field trips, etc. and lecturers who give real life examples.
- Use case studies and applications (example) to help with principles and abstract concepts.
- Allow for physical action in solving problems.
- Read or summarize directions, especially if they are lengthy and complicated, to discourage starting a task without instructions.
- Use taped reading materials.
- Use practice, play acting, and modeling to prepare for tests.
- Allow for physical movement and periodic breaks during tests, while reading, or while composing written assignments.
- Role play the exam situation.
- Teach the material to someone else.
- Write practice answers, paragraphs or essays.